

HIGH TEMPERATURE OVEN (600°C)

SP - 60 C FIRE

SP - 190 C FIRE


SP - 420 C FIRE

SP - 875 C FIRE

Heat treatment, surface treatment, curing all at precise temperature:

- Heat treatment for stress release
- Heat treatment for sintering
- High temperature drying
 - Molds preheating
 - Fills curing





PLC based controller.
Simple and effective programming of all process steps, and optional manual controls.
RS-232, USB or Ethernet communication ports

Industrial heavy duty temperature sensor
1. control sensor
2. over temp cut off

AISI 304 Stainless steel chamber, designed for temperatures up to 600 °C

Exhaust opening with adjustable flange for air exchange

Fully enclosed design with Stainless steel AISI 304 exterior

Adjustable Over temperature shut-out

Chamber door with floating inner isolative door ensuring low surface temperature even at max temperature

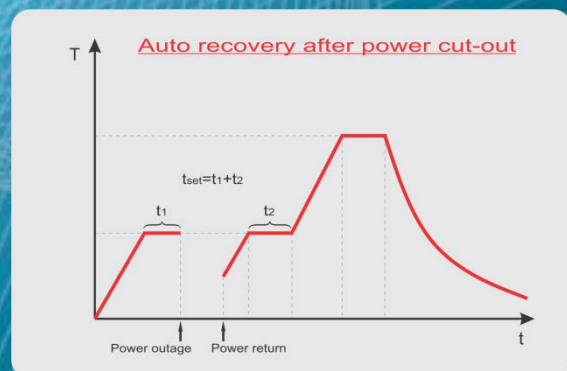
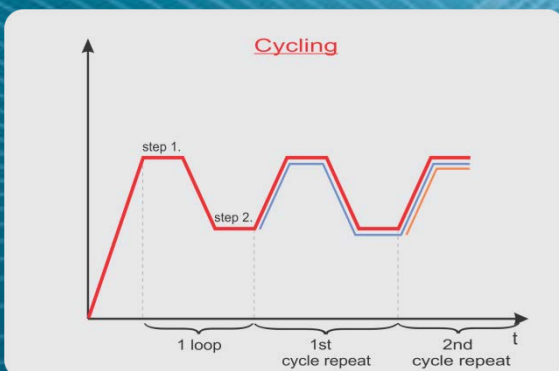
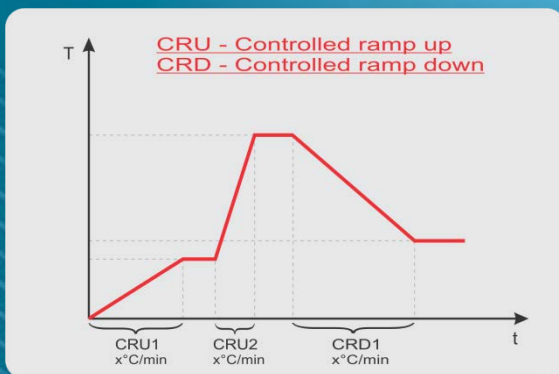
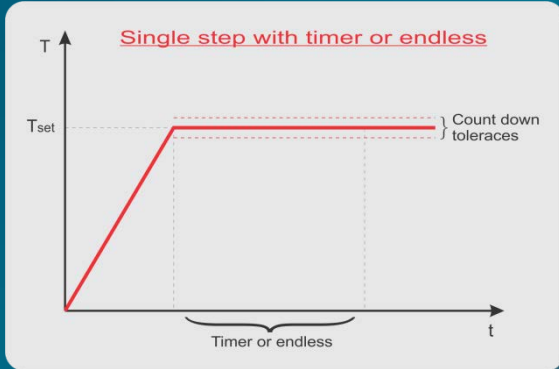
Main switch with power phase indicator

High capacity fan for air circulation in chamber
Ensuring temperature stability and uniformity





Height adjustable shelves (additional shelves as accessories)

Heavy duty Closing mechanism with adjustable position / closing force

Controller functions:



Technical data:

	SP - 60 C FIRE	SP - 190 C FIRE	SP - 420 C FIRE	SP - 875 C FIRE
				
External dimensions (WxHxD) in mm	712 x 673 x 655	942 x 883 x 836	1062x973x1030	1461 x 1768 x 1066
Internal dimensions (WxHxD) in mm	400 x 400 x 400	600 x 600 x 543	750 x 700 x 755	998 x 1250 x 700
Volume (L)	64	190	400	875
Temperature range (°C)	T _{ambient} +10...600	T _{ambient} +10...600	T _{ambient} +10...600	T _{ambient} +10...600
Temperature display resolution (°C)	0,1	0,1	0,1	0,1
Temperature set resolution (°C)	1	1	1	1
Temperature stability (°C)	±0,5°C@200°C ±0,5°C@350°C ±1,0°C@500°C	±1,0°C@200°C ±1,0°C@350°C ±1,0°C@500°C	±1,0°C@200°C ±1,0°C@350°C ±1,0°C@500°C	±1,0°C@200°C ±1,0°C@350°C ±1,0°C@500°C
Shelves	2 (max 3)	2 (max 4)	2 (max 4)	2 (max 8)
Shelf capacity (kg)	25	30	50	50
Max capacity (kg)	50	100	300	400
Exhaust (mm)	Ø40	Ø40	2 x Ø40	2 x Ø40
Heat-up rate	10°C / min	10°C / min	7°C / min	5°C / min
Temperature control	PID	PID	PID	PID
Power supply	3x400V,50Hz (230V,50Hz-optional)	3x400V,50Hz	3x400V,50Hz	3x400V,50Hz
Wattage (W)	6300 (3200)	9000	18000	18000
Interface	RS-232 (USB, Ethernet as accessory)	RS-232 (USB, Ethernet as accessory)	RS-232 (USB, Ethernet as accessory)	RS-232 (USB, Ethernet as accessory)
Access port (mm)	Ø40	Ø40	Ø40	Ø40
Noise (dBA) @ 1 m distance	64	64	65	65
Weight (kg)	~185	~270	~390	~480

Ordering information and accessories:

Description	Part no.
High temperature oven SP – 60 C FIRE	332
High temperature oven SP – 190 C FIRE	330
High temperature oven SP – 420 C FIRE	479
High temperature oven SP – 875 C FIRE	2547
Additional wire shelf for SP – 60 C FIRE	467
Additional wire shelf for SP – 190 C FIRE	468
Additional wire shelf for SP – 420 C FIRE	377
Additional wire shelf for SP – 875 C FIRE	2620
Exhaust fan unite combo. Combination with controlled intake and exhaust QS flaps and local fume hood above doors. *see photo below	63
USB interface	1466
Ethernet interface	1716
PC Software for Monitoring & History	1663
Evaluation report	1719
Trolley for SP – 60 C FIRE	2621
Trolley for SP – 190 C FIRE	2622
Trolley for SP – 420 C FIRE	2623

Exhaust fan unite combo:



